MERCOLA
Take Control of Your Health

# Filling the Tank — Restoring Cellular Energy (Part 2)

Analysis by Dr. Joseph Mercola | November 16, 2026

## STORY AT-A-GLANCE

- A body without cellular energy is like a car without fuel. Providing your body with the right nutrition, exercise, sleep, and sunlight exposure is essential to maintaining and replenishing these vital energy reserves
- Exercise, particularly interval training and resistance exercises, stimulates mitochondrial biogenesis and enhances your body's capacity to generate energy and improve metabolic health
- Quality sleep enables cellular repair. This may allow your mitochondria to restore and regenerate through remodeling and align your body's circadian rhythms
- Sunlight exposure directly fuels mitochondria by converting red and near-infrared light into electrons. This supports ATP production and synchronizes your body's internal energy systems
- To safely benefit from sun exposure, eliminate vegetable oils from your diet first. They contain linoleic acid that accumulates in your skin and increases your risk of UV-induced oxidative stress and sunburn

**A body without energy is like a car without gas. No matter how well its components are maintained, it cannot run without fuel to power its engine. Everyday factors like eating a poor, ultraprocessed diet, exposure to environmental toxins and the relentless demands of modern life drain your body's reserves, leaving you running on empty.**

When cellular energy is depleted, even a body that appears healthy from the outside can struggle to sustain its internal processes — cells lose the ability to repair themselves, tissues break down and chronic diseases take hold. Yet, modern medicine often focuses on masking symptoms of this cellular energy deficit rather than addressing the underlying cause.

Solving this energy crisis requires more than surface-level solutions. It needs a deeper, deliberate strategic approach that tackles the root causes of mitochondrial dysfunction. In Part 1, you learned how to nourish yourself with the right foods. Here, in Part 2, I'll review some of the key lifestyle strategies that revitalize energy production and restore your innate ability to heal and thrive.

## How Exercise Catalyzes Energy Production

The next pillar of optimal energy production is physical activity, one of the most powerful stimulators of mitochondrial biogenesis, the process by which cells create new mitochondria.

- **Exercise triggers mitochondrial adaptation —** During exercise, muscles consume large amounts of ATP (energy) to fuel their contractions, creating a temporary energy deficit.[1] This prompts cellular responses to enhance the mitochondria's capacity to generate energy, as well as increase the number of mitochondria within the cells, to meet the muscles' demands more effectively.

- **The type and intensity of exercise matters —** Not all forms of exercise provide the same mitochondrial benefits. Strategic forms of activity, such as high-intensity interval training (HIIT), resistance exercises, and moderate-intensity movement, offer unique benefits for mitochondrial health.

## Revitalizing Mitochondrial Health Through HIIT

High-intensity interval training (HIIT) is a form of exercise that alternates between periods of high-intensity effort and low-intensity recovery. This method challenges your cardiovascular and muscular systems by repeatedly pushing your body to exert maximum effort for short bursts, followed by periods of active rest or lighter activity.

- **Interval walking training (IWT) is a simple yet powerful form of interval training —** IWT alternates between three minutes of relaxed walking and three minutes of brisk walking over a 30-minute session. This method combines the simplicity of walking with the metabolic benefits of interval activity, making it an effective and accessible exercise option for people of varying fitness levels.[2]

- **IWT is easy to implement —** Nose Hiroshi, the creator of IWT, outlines the following steps to incorporate this method into your routine:[3]

    1. Begin with proper stretching to prepare your muscles.

    2. Start walking with small strides, maintaining a pace that allows you to comfortably hold a conversation.

    3. Increase intensity by taking larger strides, ensuring your heels contact the ground first, followed by your toes.

    4. Bend your arms at a right angle and swing them naturally, using this motion to encourage larger, more powerful strides. Aim for a pace that lightly engages your calf muscles.

    5. Alternate between three minutes of slower, relaxed walking and three minutes of faster, more intense walking.

    6. Gradually work toward a goal of 60 minutes of brisk walking per week, spread over multiple sessions to make it manageable and sustainable.

- **A gradual approach prevents overexertion and maximizes benefits —** For beginners, starting with one or two IWT sessions per week, gradually increasing duration and frequency, offers a manageable way to support mitochondrial function

without overtaxing your body.

The simplicity and effectiveness of IWT can make it a foundational exercise for individuals looking to restore energy levels and improve overall health. To learn more about IWT, read "**Interval Walking Training — Going Beyond Step Count**."

## Can Resistance Training Boost Metabolic Health?

Resistance training further enhances mitochondrial health by targeting large muscle groups and creating localized energy demands. Exercises like squats, deadlifts, and rows not only strengthen muscles but also stimulate mitochondrial biogenesis, the process by which cells create new mitochondria to produce more energy.

- **Resistance training stimulates mitochondrial biogenesis —** Engaging large muscle groups can activate key regulatory proteins, such as PGC-1α, which signals cells to produce more mitochondria, and TFAM, which helps maintain and repair mitochondrial DNA.[4]

- **Resistance training also builds lean muscle mass —** This boosts your resting metabolic rate and supports long-term energy production. It can improve insulin sensitivity as well, enhancing the ability of your muscles to use glucose and fats as fuel.[5,6,7]

- **Balance training duration to avoid diminishing returns —** To maximize the benefits of resistance training without risking overtraining, research suggests the ideal duration is 30 to 60 minutes per week. Exceeding 130 minutes of weekly resistance training was associated with a loss of longevity benefits in one meta-analysis, so moderation is key.[8]

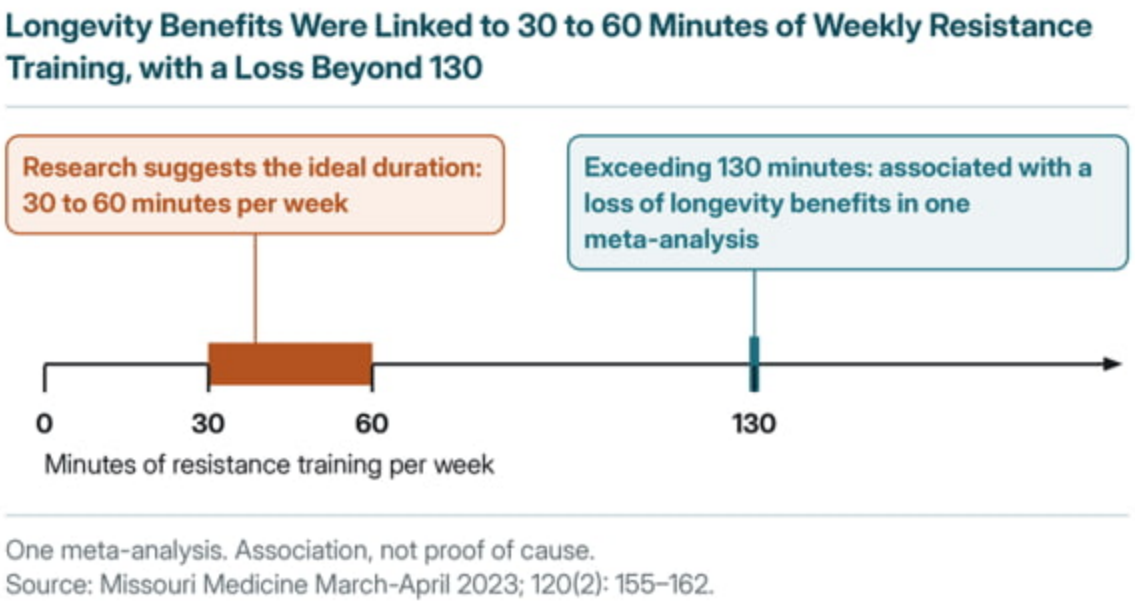


**Figure 1.** Research suggests the ideal weekly resistance training time is 30 to 60 minutes, and more than 130 minutes was associated with a loss of longevity benefits in one meta-analysis.

To learn more about the optimal amount of exercise for health and longevity, check out "**Nailing the Sweet Spots for Exercise Volume**."

## Balancing Your Exercise Routine for Optimal Energy

Other studies support the importance of balancing exercise intensity. For example, a study of healthy volunteers published in Cell Metabolism[9] observed that progressively increasing exercise intensity improved performance and mitochondrial adaptations up to a point. However, excessive training resulted in a 40% reduction in mitochondrial respiration. This decline was accompanied by impaired glucose regulation and insulin secretion, key markers of metabolic dysfunction.

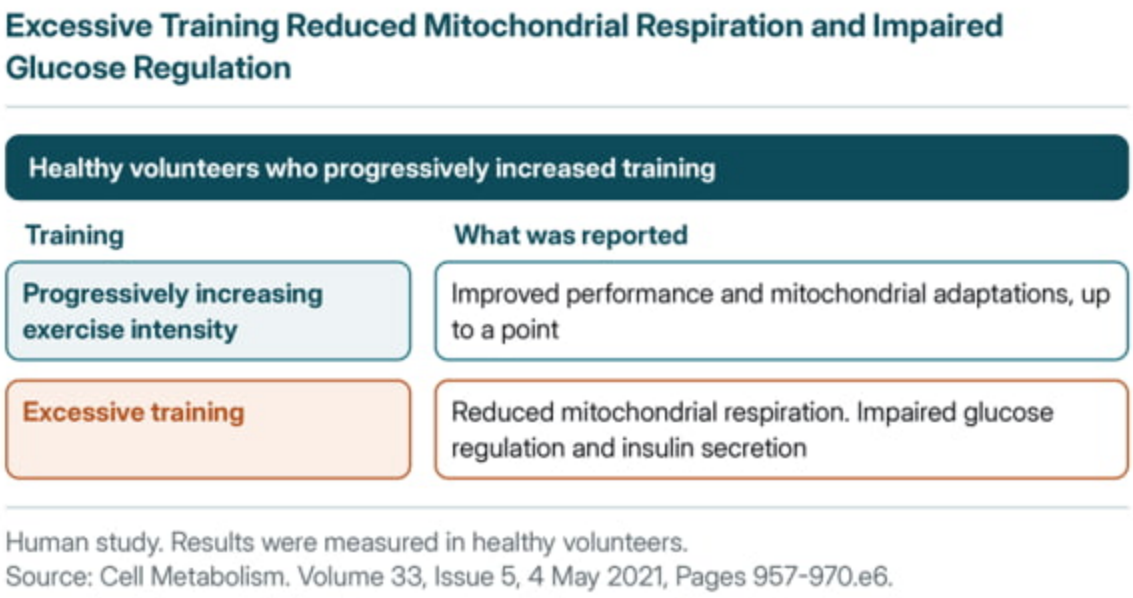


**Figure 2.** In healthy volunteers, progressively increasing training improved performance and mitochondrial adaptations up to a point, while excessive training reduced mitochondrial respiration and impaired glucose regulation.

- **Overtraining reduces mitochondrial efficiency —** While excessive training can cause your body to compensate by increasing the number of mitochondria, this doesn't stop their overall function from declining. This is why it's important to balance how hard and how often you exercise, allowing time for recovery to keep your mitochondria healthy.
- **Moderate-intensity activities support energy with fewer drawbacks —** Moderate-intensity activities, such as walking and recreational cycling, are excellent options for those with poor mitochondrial health or limited energy reserves — and do not diminish longevity benefits beyond a certain point. Moreover, practices like restorative yoga, gentle stretching or even mindful relaxation support your body's ability to repair and regenerate.
- **A well-rounded exercise plan enhances both physical and cellular health —** By aligning physical activity with your individual energy levels and prioritizing recovery, you'll be able to achieve a sustainable and effective approach to restoring cellular energy and building resilience.

## The Importance of Sleep for Cellular Repair

No discussion of cellular energy restoration would be complete without addressing sleep. Sleep is a fundamental process for mitochondrial repair and optimal energy production.

- **Sleep supports mitochondrial maintenance —** During sleep, your body enters a state where energy demand decreases, allowing cells to focus on restorative processes. One analysis proposes that mitochondrial remodeling is maximized during sleep and that the cell's redox balance is restored.[10]
- **Sleep drives the production of essential molecules —** These include melatonin and growth hormone, which not only regulate mitochondrial function but also help neutralize oxidative stress, protecting mitochondria from further damage. The circadian rhythms that govern sleep also play a pivotal role in cellular energy regulation.[11]
- **Circadian rhythms synchronize energy regulation —** At night, these rhythms align mitochondrial activity with your body's lowered energy demands, enhancing their efficiency and allowing for the replenishment of energy reserves. This synchronization is vital for maintaining a balance between energy production and repair, ensuring that mitochondria are primed to meet your body's demands upon waking.

## Practical Strategies to Improve Your Sleep Hygiene

Improving sleep quality involves a proactive approach that addresses environmental, behavioral, and nutritional factors to support restorative rest and mitochondrial repair.

- **Minimize blue light exposure in the evening —** This is one strategy that may help you get better sleep. Using screen filters, wearing blue-light-blocking glasses, or turning off electronic devices at least an hour before bed may help preserve natural melatonin levels, enabling your body to transition into a repair-focused state.[12]

- **Optimize your sleep environment —** A dark, quiet, and cool bedroom promotes deeper, more restorative sleep by reducing external disturbances. Blackout curtains, white noise machines, and adjustable thermostats are practical tools that enhance your sleep environment. Maintaining a room temperature between 60 and 68 degrees Fahrenheit supports your body's natural drop in core temperature, which facilitates the transition into sleep.

- **Minimizing exposure to electromagnetic fields (EMFs) —** EMFs from devices such as cell phones, Wi-Fi routers, and other electronics can interfere with melatonin production and disrupt your circadian rhythm. Unplugging devices, turning off Wi-Fi at night, and keeping electronics out of the bedroom significantly reduce EMF exposure.

- **Establish a consistent bedtime routine —** Going to bed and waking up at the same time every day reinforces your body's circadian rhythm, optimizing the timing of repair processes. Incorporating relaxing pre-sleep activities, such as taking a warm bath or practicing mindfulness, can signal your body to prepare for sleep.[13]

- **Exercise at the right time —** Engaging in physical activity earlier in the day may improve your sleep quality by aligning your circadian rhythm and regulating your hormone levels.[14] Morning or early afternoon exercise is ideal, as it avoids the stimulating effects that interfere with relaxation in the evening.

- **Time your meals appropriately —** It's wise to avoid heavy meals close to bedtime to avoid disruptions to sleep and hormone levels.[15]

- **Use nutritional support wisely —** Magnesium status has been associated with sleep quality in observational studies, although randomized trials of magnesium supplementation have reported mixed results.[16] I recommend magnesium glycinate, threonate, and malate, especially in delayed time-release formats, as it prevents the magnesium from causing loose stools.

To find the right dosage, one approach is to start with 400 milligrams to 500 milligrams of magnesium citrate and gradually increase the amount until you notice mildly loose stools. That's your maximum dose. Once you've determined this threshold dose, you can transition to magnesium glycinate or malate if you wish.

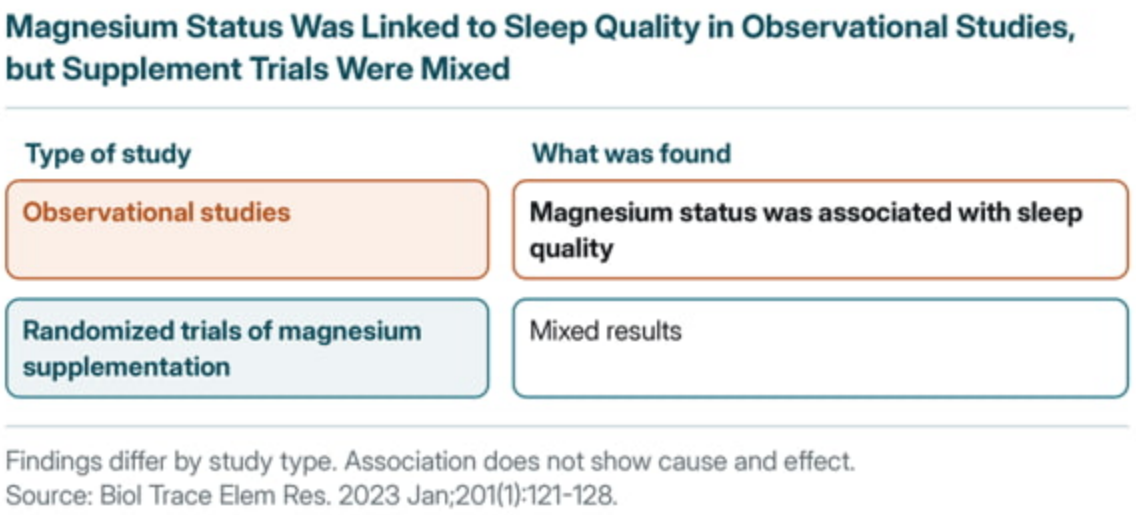


**Figure 3.** Magnesium status has been associated with sleep quality in observational studies, while randomized trials of magnesium supplementation have reported mixed results.

- **Melatonin helps if your circadian rhythm is already disrupted —** Low doses, taken 30 to 60 minutes before bedtime, may aid in resetting your body's internal clock. However, melatonin use should be viewed as a short-term solution while lifestyle adjustments are implemented to address the root causes of poor sleep. Overreliance on supplements may diminish your body's natural production over time.

Get more tips to improve your sleep in "**Sleep — Why You Need It and 50 Ways to Improve It**."

## What's the Link Between Sunlight, Circadian Health, and Your Cells?

Sunlight is one of the most powerful and underappreciated tools for optimizing cellular health. Just as plants harness sunlight for photosynthesis, your body transforms sunlight into energy at the cellular level.

- **Mitochondria harness sunlight for energy production —** When red and near-infrared light from the sun touches your skin, your mitochondria absorb these wavelengths, converting them into electrons. These electrons are fed directly into the electron transport chain, enabling the production of ATP. Unlike energy derived from food, which undergoes complex metabolic pathways, sunlight offers a direct and efficient way to fuel mitochondrial function.
- **Sunlight boosts mitochondrial antioxidants —** Near-infrared light may activate cytochrome c oxidase in your mitochondria. This key enzyme stimulates the production of mitochondrial melatonin. Unlike pineal melatonin, which regulates your sleep-wake cycle, mitochondrial melatonin functions as a powerful antioxidant within the cells.[17]

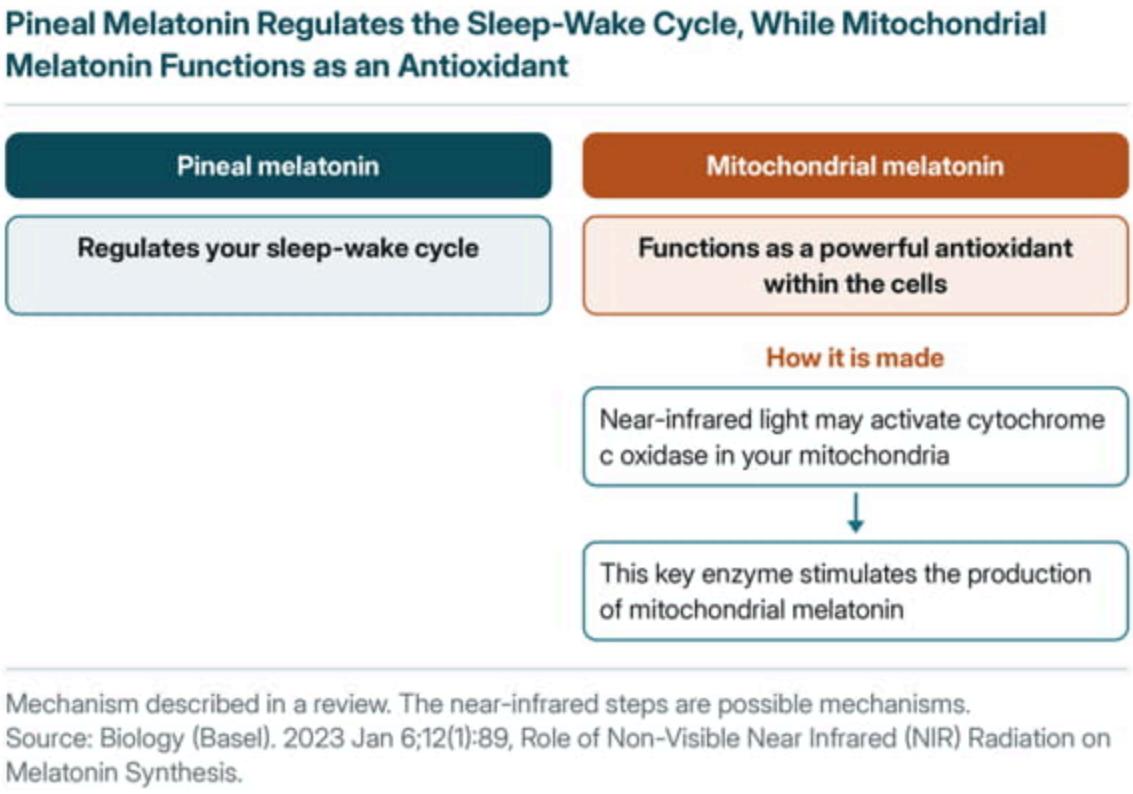

**Figure 4.** Pineal melatonin regulates the sleep-wake cycle, while mitochondrial melatonin functions as an antioxidant within the cells.

- **Morning sunlight synchronizes your circadian rhythm —** Exposure to early morning sunlight helps regulate your body's internal clock, synchronizing your circadian rhythm with the natural cycles of day and night. To support this process, try spending time outdoors as soon as you wake up, whether walking or sitting in direct sunlight. Midday sunlight is equally important, as it provides ultraviolet B (UVB) rays necessary for vitamin D synthesis.

To learn more about the vital role of sunlight in energy production and cellular function, read "The Role of Sun Exposure in Optimizing Your Cellular Health."

## Unlocking the Power of Sunlight — Six Ways to Boost Your Sun Exposure

As important as sun exposure is, before you spend time in the sun, consider your diet. If it's currently high in linoleic acid (LA), your approach to high-intensity sun exposure requires careful planning. LA accumulates in your skin, making it highly susceptible to oxidative damage when exposed to UV light, putting you at higher risk of sunburn.

1. **Eliminate vegetable oils before increasing sun exposure —** To fully benefit from sunlight while avoiding its harmful effects, your first priority should be to eliminate vegetable oils and ultraprocessed foods from your diet. It takes about six months for your body to sufficiently clear some of these harmful fats from your tissues.

2. **Adjust sun exposure while detoxing from LA —** Avoid intense sun exposure around peak hours, typically one hour before and after solar noon. In most of the U.S. during summer, this means avoiding direct sunlight from 11 a.m. to 3 p.m. during Daylight Saving Time or from 10 a.m. to 2 p.m. during Standard Time.

While you won't get the full spectrum of sunlight's health benefits outside of these times, it will allow you to safely ease into exposure while your skin detoxes. Once your tissues are free from the damaging effects of vegetable oils, your skin will be better equipped to handle direct sunlight without the toxic byproducts that result from LA oxidation.

3. **Once your body is ready, optimize sun exposure —** Aim to spend time outdoors around solar noon — approximately 12 p.m. or 1 p.m. during Daylight Saving Time. This is when ultraviolet (UV) and near-infrared light are at their peak, providing the optimal conditions for vitamin D synthesis and mitochondrial energy production.

4. **Ease into sunlight gradually —** Begin with 10 to 15 minutes of exposure, depending on your skin tone, and gradually increase your time as your skin adapts. To maximize the benefits, expose as much skin as possible without sunscreen, but avoid overexposure because it increases your risk of sunburn or oxidative stress. Cover up with protective clothing as soon as your skin turns the slightest shade of pink.

5. **Consider your skin tone —** For individuals with darker skin tones, there is no specific color change equivalent to the "light shade of pink" that indicates sufficient sun exposure for vitamin D production. This is because melanin, the pigment that gives skin its color, acts as a natural sunscreen and affects vitamin D synthesis differently in darker skin.

   Instead of looking for a color change, people with darker skin should focus on controlled sun exposure times. One study of brown skin at UK latitudes estimated 25 to 40 minutes of daily lunchtime sunlight exposure.[18]

6. **Plan your day around this invaluable practice —** Whether it's a lunch break outdoors, a walk during solar noon or a brief pause to soak up the sun's energy. By aligning your habits with the natural rhythm of sunlight, you unlock its profound potential to support your cellular health and overall vitality.

## The Path Forward

Your cells are equipped with an extraordinary ability to repair, regenerate, and thrive, but this remarkable potential depends on keeping your cellular "fuel tank" full. Without adequate energy, your systems can falter, leaving you vulnerable to disease and chronic dysfunction. The key to optimizing your cellular energy lies in replenishing your mitochondria with the right inputs while removing the obstacles that drain their capacity.

- **Eliminating barriers unlocks true healing —** When you resolve the underlying disruptions to mitochondrial function, you unlock your body's ability to heal, so you may no longer need to rely on temporary fixes from modern medicine that only mask the underlying problem. Instead, you build the foundation for health that is resilient, enduring, and rooted in the natural design of your body. If you take medication, talk to your healthcare provider before making any changes.

- **Cellular energy is a vital yet overlooked link —** Modern medicine has ignored the importance of cellular health for far too long. Refueling your cells with the nutrients, lifestyle habits, and restorative practices they need isn't just a novel approach — it is an approach that can deliver real, lasting results.

- **Revolutionizing health through energy-based medicine —** Placing cellular energy at the core of every diagnosis and treatment plan could redefine the medical paradigm, fundamentally transforming how we prevent and treat diseases. This is a revolution in health and a return to what medicine was always meant to be — a system that supports your body's ability to restore itself, not suppress it.

The path forward is clear — it begins with cellular energy, the true foundation of lasting wellness.

**These findings are from research conducted in clinical settings. Results may not apply to all individuals.*

*This article is for informational purposes only and does not constitute medical advice. Consult a qualified healthcare provider before making changes to your health regimen.*

# Frequently Asked Questions (FAQs) About Restoring Cellular Health

**Q: Why is cellular energy important for overall health?**

**A:** Your cells need energy to repair themselves, maintain function, and prevent disease. When energy levels drop, your body struggles to heal, which can lead to fatigue, muscle loss, metabolic issues, and chronic illness.

**Q: How does exercise improve mitochondrial function?**

**A:** Exercise stimulates mitochondrial biogenesis, increasing the number and efficiency of mitochondria. High-intensity interval training (HIIT) and resistance training may be especially effective at boosting energy production and metabolic health.

**Q: What role does sleep play in energy production?**

**A:** Sleep may be when your body repairs mitochondria and restores energy reserves. Poor sleep can disrupt this process, leading to fatigue, inflammation, and lower cellular function.

**Q: How does sunlight impact cellular energy?**

**A:** Sunlight may stimulate mitochondrial melatonin production, reduce oxidative stress, and help regulate your circadian rhythm. Morning and midday sun exposure supports vitamin D and energy production.

**Q: What are the best ways to improve energy levels naturally?**

**A:** Support your mitochondria by eating whole foods, exercising regularly, prioritizing quality sleep, reducing stress, and getting daily sunlight. Avoiding ultraprocessed foods, vegetable oils and environmental toxins also helps maintain optimal cellular function.

## Sources and References


- [1] Nature Metabolism Volume 2, Pages 817–828 (2020)
- [2] Appl Physiol Nutr Metab. 2024 Jul 1;49(7):1002-1007
- [3] Youtube, NHK World-Japan, New Findings on Walking and Running - Medical Frontiers
- [4] The Journal of Physiology, February 2021; Volume 599, Issue 3: Pages 803-817
- [5] Sports Med 52, 463–479 (2022)
- [6] Eur J Clin Nutr. 2015 Jul;69(7):831-6
- [7] Journal of Exercise Science & Fitness Volume 19, Issue 4, October 2021, Pages 241-251
- [8] Missouri Medicine March-April 2023; 120(2): 155–162
- [9] Cell Metabolism. Volume 33, Issue 5, 4 May 2021, Pages 957-970.e6
- [10, 11] Antioxidants (Basel). 2023 Mar 9;12(3):674
- [12] Sleep Adv. 2020 Jun 4;1(1):zpaa002
- [13, 15] Cureus. 2024 Jun 3;16(6):e61568
- [14] Biomolecules. 2024 Nov 7;14(11):1418
- [16] Biol Trace Elem Res. 2023 Jan;201(1):121-128
- [17] Biology (Basel). 2023 Jan 6;12(1):89, Role of Non-Visible Near Infrared (NIR) Radiation on Melatonin Synthesis
- [18] Nutrients. 2018 Apr 7;10(4):457