MERCOLA
Take Control of Your Health

Blood Flow Restriction May Deliver Gym Gains with Less Joint Strain

Analysis by Dr. Joseph Mercola | November 14, 2026

STORY AT-A-GLANCE

- Research shows blood flow restriction (BFR) training with pressure produces muscle and strength gains of heavy lifting, using only 30% of your 1-rep max
- BFR training activates fast-twitch muscle fibers under low loads by creating metabolic stress and localized hypoxia. It reduces joint strain and may preserve strength-building signals like mTOR and satellite cells
- BFR with progressive pressure outperformed fixed-pressure BFR in muscle size, strength, and joint torque. This suggests that cuff application technique strongly shapes training outcomes
- BFR offers a low-impact alternative for building strength in injured, aging, or load-intolerant individuals. It can allow frequent training with less joint stress and faster recovery
- I recommend KAATSU bands for BFR training because their controlled pressure cycling is designed to deliver a safer, more precise stimulus than static BFR bands

Strength matters at every stage of life, whether you're training for peak performance, recovering from injury, or simply aiming to stay capable as you age.

For most people, the path to building muscle has followed a familiar formula — lift heavy, push hard, allow time to recover. And while this approach has delivered results for decades, it isn't always practical or even possible for everybody.

But while heavy lifting works, it also wears you down. There might be a time when the stress it places on joints may outpace what your body is ready to handle. That's where blood flow restriction (BFR) training comes in, allowing you to work with lighter weights while still signaling your body to build strength and muscle. And according to a 2025 research,[1] BFR training may deliver nearly the same gains as traditional high-load lifting, with less of the joint strain that so often comes with it.

What Is Blood Flow Restriction Training?

BFR is a method that combines low-load resistance exercise with targeted vascular compression to simulate the stress of heavy lifting. Specialized cuffs or bands are placed around your upper arms or thighs, partially restricting venous blood flow out of the working muscle while allowing limited arterial inflow. This selective occlusion creates a localized buildup of fatigue-related metabolites like lactate, significantly amplifying the physiological demand of light exercise.[2,3]

- **BFR activates fast-twitch fibers with minimal weight —** Under low-oxygen conditions, your body recruits higher-threshold motor units earlier in the set. These are the same fibers typically reserved for high-intensity or near-maximal effort.

  With BFR, they're activated at just 30% of one-rep max (1RM), the most weight they could lift for a single repetition. This dramatically reduces joint and connective tissue strain. In contrast, traditional resistance training typically requires lifting 60% to 80% of your 1RM to build strength and size.

- **Follows a structured, fatigue-driven protocol —** The most common BFR routine uses the 30-15-15-15 method, meaning one set of 30 reps followed by three sets of 15, with short rest periods between. This high-repetition format accelerates metabolite accumulation, deepens fatigue, and amplifies the adaptive signal.

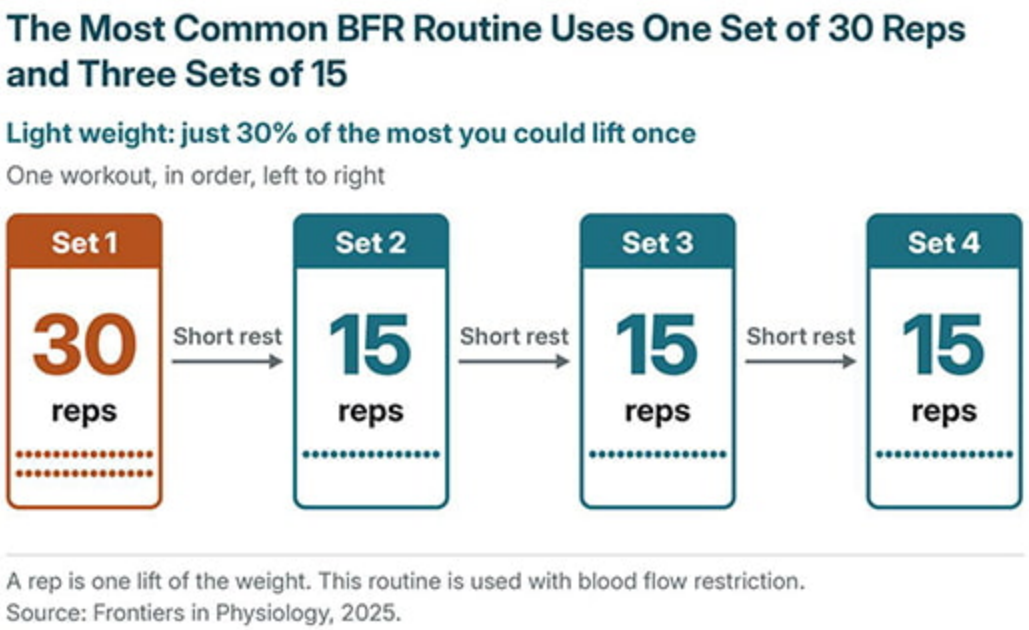

Figure 1. *The most common BFR routine is one set of 30 reps followed by three sets of 15 reps, with short rest periods between sets.*

- **Compression style shapes the intensity curve —** BFR is applied using either fixed or progressive pressure. Fixed pressure keeps cuff tightness constant, while progressive pressure increases it gradually through the session. Most protocols aim for 40% to 80% of full limb occlusion pressure, which should be firm but not painful.

- **Ideal for training when load isn't an option —** BFR opens the door to meaningful resistance training for people who can't tolerate traditional loading. In rehab settings, it may help restore strength after surgeries like anterior cruciate ligament (ACL) reconstruction or joint replacement. For older adults, it can preserve muscle and mobility without aggravating joint pain or inflammation.

- **A versatile tool for athletes and everyday lifters —** Athletes use BFR during deloads, injury recovery, or tapering periods to stay conditioned without prolonging recovery. Recreational lifters use it to increase volume, add frequency, or train through pain. It's especially useful when access to equipment is limited or heavy lifting isn't possible.

BFR doesn't require a gym, a barbell, or even full joint mobility — just controlled pressure, focused effort, and a willingness to push through fatigue. With the right setup, you can train almost anywhere, challenge your muscles in new ways, and build real strength without the wear and tear of heavy lifting.

BFR Versus Heavy Lifting in Muscle Strength and Growth

A randomized controlled trial published in Frontiers in Physiology followed 34 untrained young men and women to compare BFR with traditional strength training. Participants were assigned to one of three groups — high-intensity resistance training (HIRT), low-load BFR with fixed pressure (BFRT-F), or low-load BFR with progressive pressure (BFRT-P). All groups completed the same routine, which included bench press, triceps extension, and lat pulldown three times per week.[4]

- **All groups got stronger, but pressure changed the outcome —** The HIRT group, lifting at 70% of their 1RM, saw the greatest improvements overall, including a 56.4% increase in triceps extension strength. The BFRT-P group, training at just 30% 1RM but with progressive pressure, wasn't far behind, with a 40.4% increase.*

  The BFRT-F group also trained at 30% 1RM but used a constant cuff pressure throughout. Their strength gains were noticeably smaller and less consistent, highlighting that the way pressure is applied during BFR — not just the load — significantly influences outcomes.*

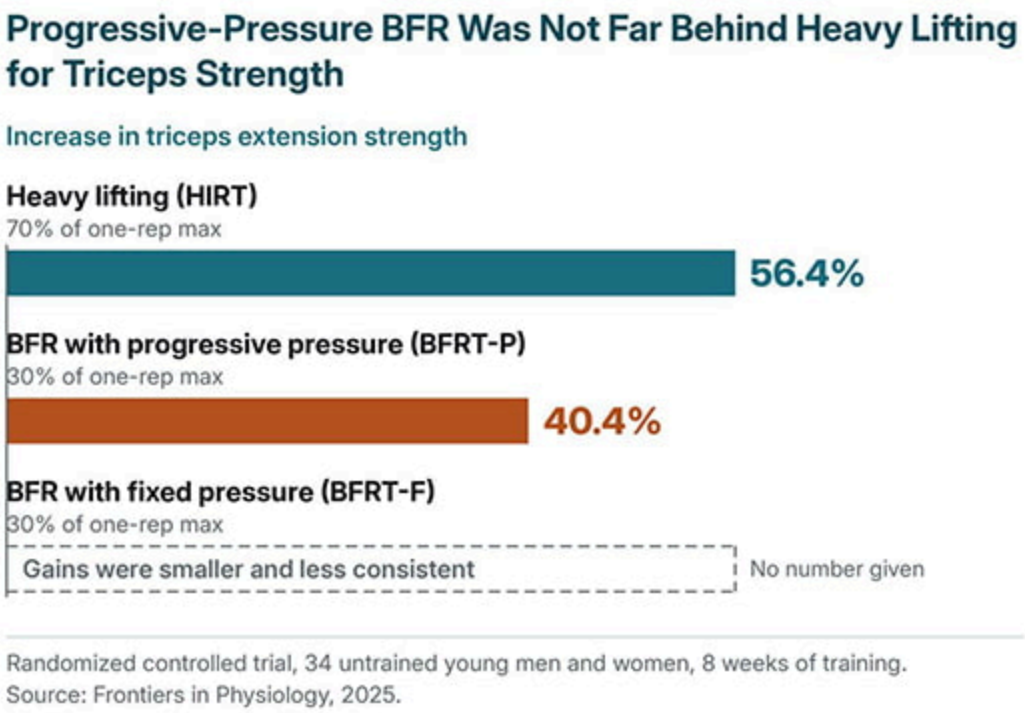

Figure 2. *In the trial, heavy lifting raised triceps extension strength by 56.4% and progressive-pressure BFR by 40.4%.*

- **Joint torque rose where effort ran deeper —** To assess functional strength, researchers measured peak torque in the shoulder and elbow joints. Torque is the force your muscles produce to move a joint, and it's key for everyday strength. According to their findings:

  > *"[In] the HIRT group, there were significant increases in relative peak torque for all shoulder flexor and extensor muscle groups at angular velocities of 60°/s and 180°/s, with gains ranging from 6.5% to 8.4%.*
  >
  > *In the BFRT-P group, there were also significant increases in relative peak torque for all shoulder flexor and extensor muscle groups at these angular velocities, but the magnitude of increase (4.6% to 9.1%) was lower than that in the HIRT group."*[5]

In short, BFRT-P came close to the joint-strength outcomes of traditional heavy lifting, without the heavy loads. The BFRT-F group showed minimal change (1.2% to 3.1%) and failed to improve several joints.*

- **Muscle growth followed the pressure curve —** The BFRT-P group achieved muscle size and mass gains that were smaller than those of the high-intensity group, while using only a third of the load.

  Arm circumference grew 3.7% to 6.1% in BFRT-P and 6.4% to 8.7% in HIRT, with both groups showing the greatest changes in the contracted state. Muscle mass increased by 10.6% in BFRT-P and 22.6% in HIRT's right arm, confirming that low-load training with progressive pressure produces real, measurable hypertrophy.*

Heavy Lifting Led on Shoulder Torque, Arm Size, and Muscle Mass

Group	Shoulder joint torque gain	Arm circumference growth	Muscle mass gain, right arm
Heavy lifting (HIRT) 70% of one-rep max	6.5% to 8.4%	6.4% to 8.7%	22.6%
BFR with progressive pressure (BFRT-P) 30% of one-rep max	4.6% to 9.1%	3.7% to 6.1%	10.6%
BFR with fixed pressure (BFRT-F) 30% of one-rep max	1.2% to 3.1%	No figure given	No figure given

Randomized controlled trial, 34 untrained young men and women, 8 weeks. Torque is relative peak torque.
Source: Frontiers in Physiology, 2025.

Figure 3. *The trial's three groups compared on shoulder torque, arm circumference, and right-arm muscle mass.*

- **Progressive pressure was increased gradually without heavy loads —** In the study, the BFRT-P group trained with much lighter weights. Their cuff pressure began at 90 mmHg and increased by 15 mmHg every two weeks, reaching 135 mmHg by the end of the 8-week protocol.*

  This progressive restriction intensified local hypoxia and metabolite accumulation, which are thought to stimulate anabolic pathways such as mTOR activation and satellite cell recruitment. The BFRT-F group used a constant pressure of 115 mmHg and showed reduced strength and hypertrophy outcomes, suggesting they may not have reached the threshold necessary to trigger those adaptations.

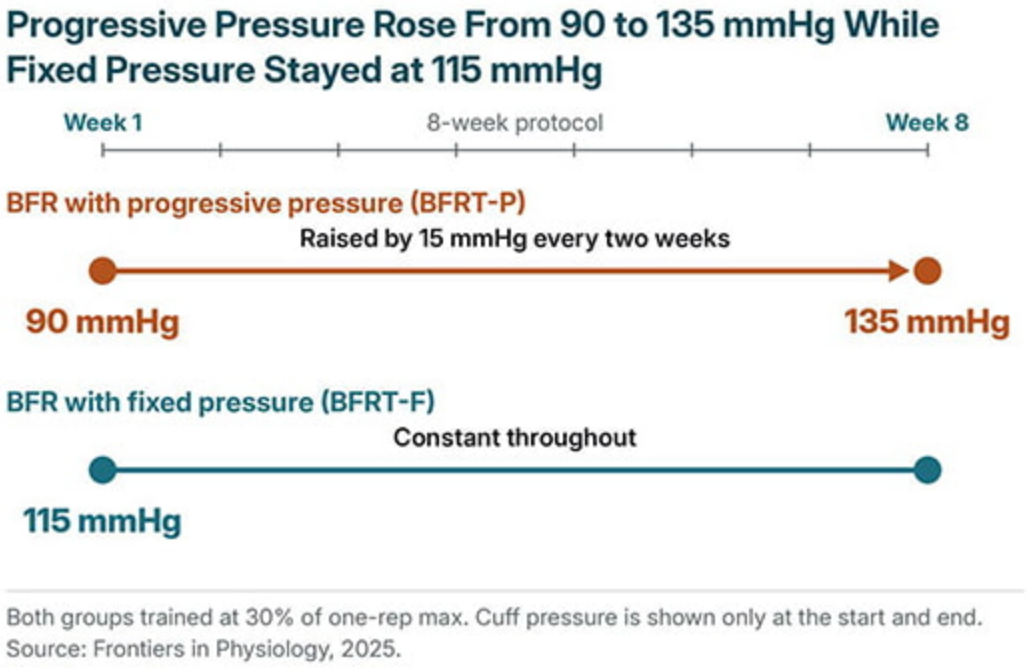

Figure 4. *In the progressive group, cuff pressure rose from 90 to 135 mmHg over the 8-week protocol, while the fixed group stayed at 115 mmHg.*

- **A beneficial tool for strength without strain —** For anyone looking to build muscle or recover strength without joint wear, progressive BFR offers a high-efficiency, low-impact alternative. The researchers concluded:

> *"HIRT exhibits notable superiority in bolstering upper limb strength and enhancing muscle attributes. Conversely, BFRT-P can achieve comparable training outcomes to HIRT under specific circumstances. However, the efficacy of BFRT-F is relatively constrained.*
>
> *Consequently, when crafting training regimens targeted at upper limb strength and muscle hypertrophy, HIRT is typically the more potent option. Nonetheless, considering the unique attributes of BFRT, BFRT-P can serve as a feasible substitute for individuals who are unable to engage in HIRT or for whom HIRT is medically inadvisable."*[6]

This trial reinforces what many clinicians and strength professionals already observe in practice — the way BFR is applied shapes the outcome. When pressure is adjusted progressively, BFR delivers muscle and strength gains that approach traditional heavy lifting, without the mechanical load.

Another Study Confirms BFR Delivers Intensity Without Heavy Loads

A 2025 study of 14 trained young men in the journal Sports compared full-body high-load resistance training to low-load sessions using BFR. The findings reinforced that BFR produces a strong internal training stimulus, elevating metabolic stress even when the actual weight lifted is light.[7]

- **BFR creates less strain, more volume —** Participants completed about 100 more reps in the BFR workout than in the heavy-load session. Even with the extra work, it felt easier on their body. The lighter loads reduced joint stress and made each set more manageable, especially for upper body exercises.
- **Heavy weights hit harder early on —** The traditional workout drove up perceived fatigue faster, especially during leg movements. Every exercise felt more difficult in the high-load session, even when reps were lower. The strain of moving heavier weights was immediately noticeable, particularly in large muscle groups.

- **Fatigue unfolds differently between styles —** In the BFR workout, fatigue crept up more slowly but became intense by the midpoint of the session. Lower-body exercises like leg press and calf raises triggered the highest levels of internal stress, despite feeling less punishing than their heavy-load counterparts.
- **Effort and stress don't always align —** The study found that how intense a workout feels doesn't always match how hard your body is actually working. The BFR workout produced more internal stress, even though participants rated it as easier.
- **Both methods qualify as high-intensity but in different ways —** The heavy-load session relied on mechanical tension and fewer reps to challenge the muscles. BFR training used lighter loads and blood flow restriction to drive deep fatigue from the inside out. Both reached high intensity, but took different paths to get there.

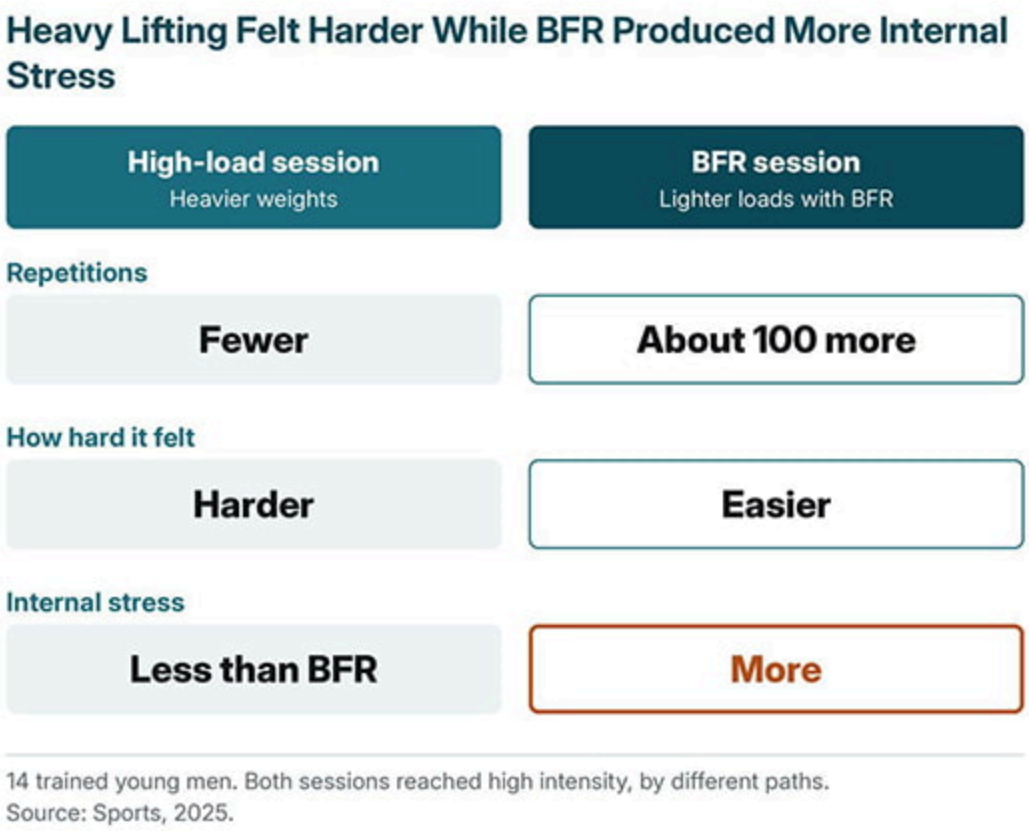

Figure 5. *In the 2025 study, the BFR session had more reps and more internal stress but felt easier than the heavy-load session.*

Additional Benefits of BFR to Your Health

While BFR is often framed in the context of muscle growth and strength, its impact goes well beyond the weight room. Because of how it stimulates circulation, cellular signaling, and metabolic adaptation, BFR has been linked to benefits across multiple domains of health, including:

- **Improved vascular function and circulation —** The repeated cycles of restriction and reperfusion during BFR sessions train blood vessels to become more responsive. This may improve endothelial function, enhance nitric oxide production, and promote better blood flow throughout your body, even after training ends.[8]

- **Hormonal and neurological benefits —** BFR has been linked to increases in growth hormone, IGF-1, and brain-derived neurotrophic factor (BDNF), a protein that supports learning, memory, and cognitive resilience. These systemic signals may support both physical and neurological adaptation.[9,10]

- **Increased insulin sensitivity and metabolic health —** Studies have shown that BFR may improve glucose uptake and insulin sensitivity, especially when combined with aerobic activity. This makes it a strategy of interest for those managing metabolic dysfunction, Type 2 diabetes, or weight loss resistance.[11]

- **Preservation of strength and mobility with aging —** For older adults, BFR offers a well-tolerated and accessible way to maintain muscle mass, joint function, and independence. It may provide a stimulus strong enough to counteract age-related muscle loss (sarcopenia), with less load on fragile joints.[12]

To learn more about the benefits of BFR, read "**How Blood Flow Restriction Exercises Are Helping Aaron Rodgers**."

Why I Recommend KAATSU as the Best BFR Option

While many people now use “BFR” as a catchall, not all forms are created equal. As the Frontiers in Physiology study suggested, progressive pressure, not just basic compression, is what makes BFR effective. That’s why I recommend KAATSU as the reliable way to implement this training strategy.

- **KAATSU is the original, clinically refined version of BFR —** Developed in Japan by Dr. Yoshiaki Sato, KAATSU introduced the world to BFR training. But it’s not just a brand name. KAATSU is designed to use lower, safer pressures than most BFR methods and applies them in carefully timed inflation–deflation cycles. This rhythmic approach can improve blood flow, enhance safety, and avoid the discomfort often caused by static occlusion.

- **Pressure cycling is designed to build fatigue safely and consistently —** KAATSU cuffs are connected to a compact compressor that manages inflation in short bursts. A typical cycle involves 30 seconds of pressure followed by a brief release, repeated across eight rounds.

- **No more guessing with straps or makeshift bands —** One of the biggest problems with generic BFR tools is inconsistency. Most users don’t know how tight to make the bands, how long to keep them on, or how to progress. KAATSU reduces the margin for error. It handles the pressure, timing, and progression automatically, whether you’re doing squats or walking around the block.

If you're serious about building strength without breaking down your joints, KAATSU offers what I believe is a smarter, safer way forward. The video at the top of this article walks you through how it works and why it’s a game-changer for anyone looking to stay strong for life. You can also learn more about it in “**Why KAATSU Is a Fitness Game Changer**.”

**These findings are from research conducted in clinical settings. Results may not apply to all individuals.*

This article is for informational purposes only and does not constitute medical advice. Consult a qualified healthcare provider before making changes to your health regimen.

Frequently Asked Questions (FAQs) About Blood Flow Restriction Training

Q: What is blood flow restriction (BFR) training?

A: Blood flow restriction training involves using specialized cuffs or bands to partially restrict blood flow during exercise. This technique increases metabolic stress and fatigue in the working muscles, allowing for strength and hypertrophy gains while using significantly lighter weights.

Q: Can BFR training build muscle without heavy lifting?

A: Yes. Research suggests that BFR training produces muscle growth and strength gains comparable to traditional heavy lifting. When progressive pressure is applied correctly, low-load BFR training may stimulate fast-twitch muscle fiber recruitment and anabolic signaling pathways, even at just 30% of your one-rep max.

Q: Is BFR training safe for older adults or people with joint pain?

A: BFR is considered well tolerated for older adults and those recovering from injury when applied properly. Because it uses light weights, BFR reduces joint stress while still providing a strong muscle-building stimulus. This makes it an option for individuals managing arthritis, post-surgical recovery, or age-related muscle loss.

Q: How does BFR training compare to traditional strength training?

A: Traditional strength training typically relies on lifting 60% to 80% of your one-rep max to trigger gains. BFR can achieve similar effects with less load by creating localized fatigue and hypoxia.

Q: What kind of equipment do you need for BFR training?

A: BFR training requires compression cuffs or bands designed to safely restrict blood flow. Advanced systems like KAATSU offer automated, progressive pressure cycling, which is designed to optimize results and reduce user error. Unlike generic bands, KAATSU uses precise pressure control and timed inflation/deflation cycles to support safer and more effective training.

Sources and References

- [1, 2, 4, 5, 6] Front. Physiol. 16:1568616
- [3] J Athl Train. 2021 Jan 22;56(9):937-944
- [7] Sports 2025, 13(5), 148
- [8] Int J Sports Phys Ther. 2020 Dec;15(6):892-900
- [9] Muscles 2025, 4(2), 19
- [10] J Clin Med. 2018 Oct 9;7(10):337
- [11] Metabolism Volume 98, September 2019, Pages 1-15
- [12] Front Med (Lausanne). 2022 Jun 13;9:894996